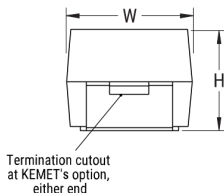


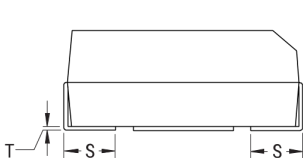
## T598V227M006AHS025

T598, Tantalum, Polymer Tantalum, 220 uF, 20%, 6.3 VDC, SMD, Polymer, Molded, Low ESR, AEC-Q200, 25 mOhms, 7343, 2mm

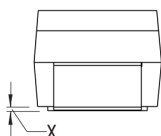
CATHODE (-) END VIEW



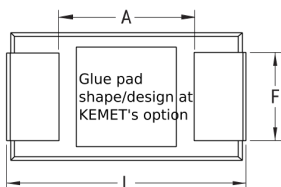
SIDE VIEW



ANODE (+) END VIEW



BOTTOM VIEW



Click [here](#) for the 3D model.

### Dimensions

|           |                |
|-----------|----------------|
| Footprint | 7343           |
| L         | 7.3mm +/-0.3mm |
| W         | 4.3mm +/-0.3mm |
| H         | 1.9mm +/-0.1mm |
| T         | 0.13mm REF     |
| S         | 1.3mm +/-0.3mm |
| F         | 2.4mm +/-0.1mm |
| A         | 3.8mm MIN      |
| X         | 0.05mm REF     |

### Packaging Specifications

|                    |            |
|--------------------|------------|
| Packaging          | T&R, 178mm |
| Packaging Quantity | 1000       |

### General Information

|                          |  |
|--------------------------|--|
| Series                   | T598   |
| Dielectric               | Polymer Tantalum   |
| Style                    | SMD Chip   |
| Description              | SMD, Polymer, Molded, Low ESR, AEC-Q200  |
| Features                 | Automotive (Surge testing at 25C / 10 cycles)  |
| RoHS                     | No   |
| Prop 65                  | <b>WARNING:</b> Cancer and reproductive harm - <a href="http://www.p65warnings.ca.gov">http://www.p65warnings.ca.gov</a> . |
| SCIP Number              | b064b03e-bd75-42af-b342-1fe94dec2340   |
| Termination              | Tin Lead (SnPb)  |
| Qualifications           | AEC-Q200   |
| AEC-Q200                 | Yes  |
| Typical Component Weight | 274.3 mg   |
| Shelf Life               | 52 Weeks   |
| MSL                      | 3  |

### Specifications

|                       |   |
|-----------------------|---|
| Capacitance           | 220 uF  |
| Capacitance Tolerance | 20%   |
| Voltage DC            | 6.3 VDC (105C), 4.22 VDC (125C)                                     |
| Temperature Range     | -55/+125°C  |
| Rated Temperature     | 105°C   |
| Humidity              | 85C, 85% RH, load, 1000 Hours                                       |
| Dissipation Factor    | 10% 120Hz 25C   |
| Failure Rate          | N/A   |
| ESR                   | 25 mOhms (100kHz 25C)   |
| Ripple Current        | 4000 mA (rms, 100kHz 45C), 2800 mA (rms, 105C), 1000 mA (rms, 125C) |
| Leakage Current       | 139 uA (5min 25°C)  |

Statements of suitability for certain applications are based on our knowledge of typical operating conditions for such applications, but are not intended to constitute - and we specifically disclaim - any warranty concerning suitability for a specific customer application or use. This Information is intended for use only by customers who have the requisite experience and capability to determine the correct products for their application. Any technical advice inferred from this Information or otherwise provided by us with reference to the use of our products is given gratis, and we assume no obligation or liability for the advice given or results obtained.