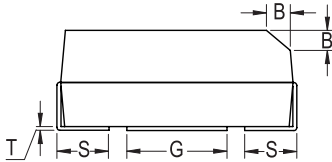


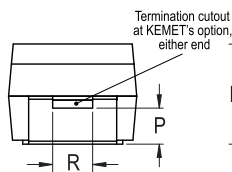
CATHODE (-) END VIEW



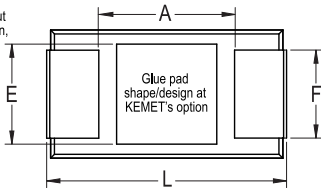
SIDE VIEW



ANODE (+) END VIEW



BOTTOM VIEW



Click [here](#) for the 3D model.

General Information

Series	T493 HRA
Dielectric	MnO ₂ Tantalum
Style	SMD Chip
Description	SMD, MnO ₂ , Molded, High Reliability
Features	High Reliability
RoHS	No
Prop 65	WARNING: Cancer and reproductive harm - https://www.p65warnings.ca.gov/
SCIP Number	1dd2e1b8-26dd-4d52-927c-6f9d519011aa
Termination	Tin Lead (SnPb)
AEC-Q200	No
Typical Component Weight	654.04 mg

Dimensions

L	7.3mm +/-0.3mm
W	4.3mm +/-0.3mm
H	4mm +/-0.3mm
T	0.13mm REF
S	1.3mm +/-0.3mm
F	2.4mm +/-0.1mm
A	3.8mm MIN
B	0.5mm +/-0.15mm
E	3.5mm REF
G	3.5mm REF
P	1.7mm REF
R	1mm REF
X	0.1mm +/-0.1mm REF

Packaging Specifications

Packaging	T&R, 330mm
Packaging Quantity	2000

Specifications

Capacitance	10 uF
Tolerance	10%
Voltage DC	35 VDC (85C), 23.45 VDC (125C)
Temperature Range	-55/+125°C
Rated Temperature	85°C
Dissipation Factor	4% 120Hz 25C
Failure Rate	B (0.1%/1000 Hrs)
ESR	0.25 Ohms (100kHz 25C)
Ripple Current	812 mA (rms, 100kHz 25C)
Leakage Current	3.5 uA (5min 25°C)
Testing and Reliability	Standard Testing Only

Statements of suitability for certain applications are based on our knowledge of typical operating conditions for such applications, but are not intended to constitute - and we specifically disclaim - any warranty concerning suitability for a specific customer application or use. This Information is intended for use only by customers who have the requisite experience and capability to determine the correct products for their application. Any technical advice inferred from this Information or otherwise provided by us with reference to the use of our products is given gratis, and we assume no obligation or liability for the advice given or results obtained.